

1. 適用範圍 / SCOPE

WE38 系列，用於直流應用快速熔斷器。
WE38 series, fast acting fuse for DC application.



2. 產品型號 / TYPE

例「example」：

WE38	100A	1000V	①系列號 / Series Number
↓	↓	↓	②額定電流 / Rated Current
①	②	③	③額定電壓 / Rated Voltage

3. 額定電流和額定電壓/ RATED CURRENT AND RATED VOLTAGE

額定電流 / Rated Current: 100A、125A、160A、200A

額定電壓 / Rated Voltage: 1000V DC

4. 標示 / MARKING


保險絲上需有下列標示/The fuses shall have the following marking

製造工廠的標識+系列號/ Manufacture' s Logo+ Part Number:

額定電流+額定電壓/ Rated Current (A)+ Rated Voltage(V):

注意 / Note :

對標示的大小和位置沒有規定 / Size and position of the markings shall not be provided.



5. 外觀及形狀 / APPEARANCES AND CONFIGURATION

5-1 外觀：不應有破碎、明顯的污斑。

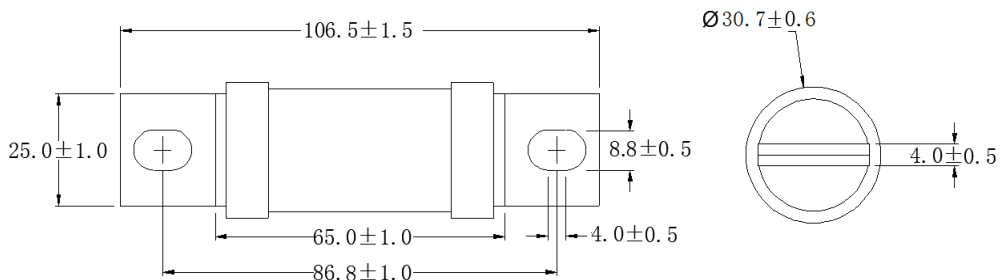
Appearances: There shall not be break up and any remarkable blotch.

5-2 螺栓安裝,提供其他安裝方式選擇

Stud-mount, optional for other installtion

6. 工程圖和結構 / OUTLINE DRAWING AND STRUCTURE

6-1 工程圖（單位：mm） / Outline Drawing and Dimensions (Unit: mm)



7. 電氣特性 / ELECTRICAL CHARACTERISTICS

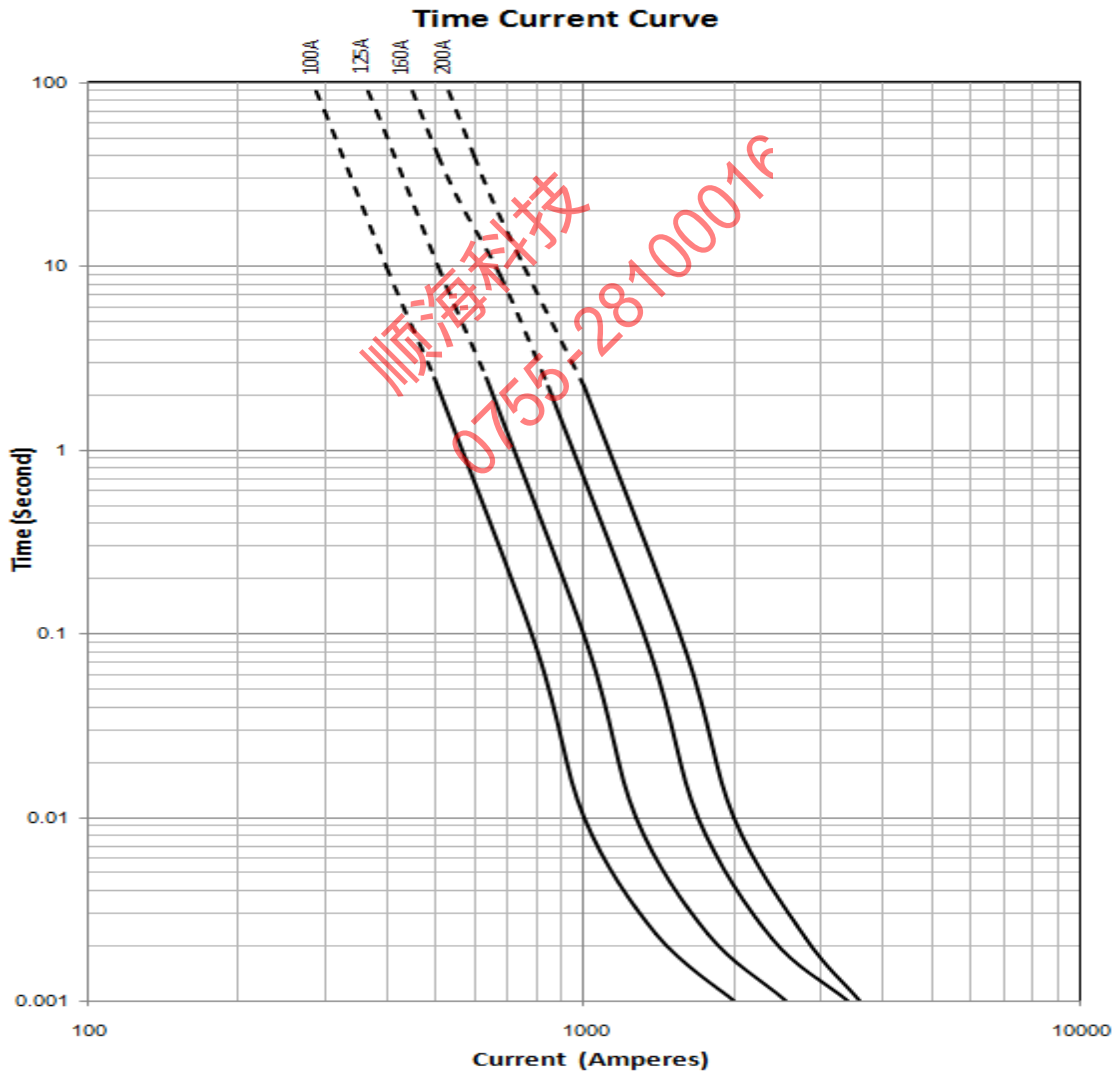


說明/Specifications

品名 Type	料號 Ordering P/N	額定電流 Rated Current (A)	額定電壓 Rated Voltage (DCV)	分斷能力 Breaking Capacity (A)	弧前 I2t Pre-arcing I2t (A2sec)	I2t 值 1000V Total I2t (A2sec)	1 倍功耗 1.0 In Power loss (W)
	WE38-XXX-CT						
WE38	WE38-100-CT	100A	1000V	50KA	2700	10200	16
	WE38-125-CT	125A			4100	15500	22
	WE38-160-CT	160A			7550	28000	30
	WE38-200-CT	200A			10500	40100	36

* 0.5In Temperature Rise <=50K 0.5 倍載流溫升不大于 50K

8. 時間電流曲綫 Time-Current Curve



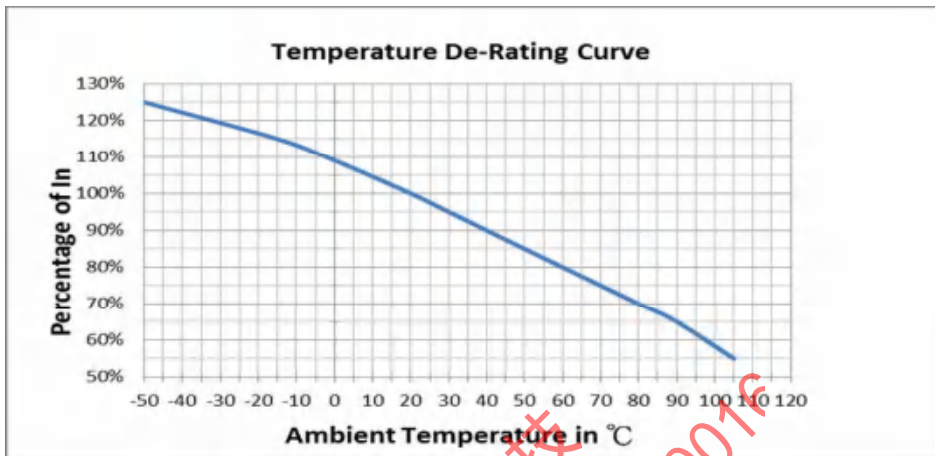
9. 環境特性 / ENVIRONMENTAL CHARACTERISTIC

9-1 操作溫度範圍: -55°C ~ 125°C / Operating Temperature:-55°C ~ 125°C

若貴司操作環境溫度超出25±5°C範圍，在選用保險絲規格時，需考慮操作環境溫度對保險絲的影響。
請參照：溫度-電流曲綫圖。

When choosing the fuse's specification, if the operating environmental temperature beyond the scope from 20~30°C, you should consider the environmental temperature's affection to fuses.

Please refer :Temperature-Current curve:



9-2 存儲條件 / Storage Conditions

在溫度+10°C ~ 60°C、相對濕度≤75%的密閉條件下可存放 3 年。
Under airtight in temperature+10°C ~ 60°C、relative humidity ≤75% can store 3 years.

在溫度+10°C ~ 60°C、相對濕度為 95%的非露天下最多可存放 30 天。
Without dew in temperature+10°C ~ 60°C、relative humidity be 95% maximum value for 30days.

10. 安裝方式及條件 / INSTALLATION WAY AND PARAMETERS

10-1. 螺栓安裝,提供其他安裝方式選擇

Stud-mount, optional for other installtion

11. 安全認證及編號 / STANDARDS AND APPROVALS

UR	E483392 (50A~200A JDYX2)
CUR	E483392 (50A~200A JDYX8)

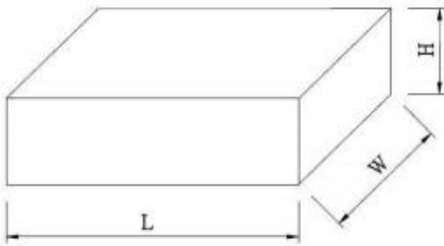
12. 包裝及數量 / Packing And Quantity

12-1 數量/Quantity

規格 Specification	內盒 / Inner box .	外箱 / Outer carton
WE38-XXX-CT	1PCS	110PCS

12-2 內包裝盒/Inner box of packing

單位/Unit : mm

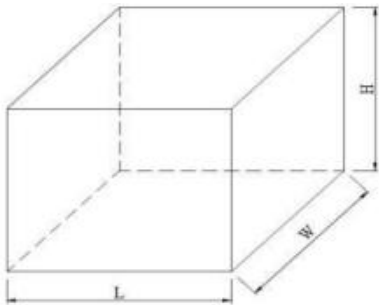


規格/Specification	L	W	H
WE38-XXX-CT	31±3	31±3	108±3



12-3 外包裝箱/Outer box of packing

單位/Unit : mm



規格/Specification	L	W	H
WE38-XXX-CT	380±5	245±5	200±5

順海科技
0755-29100016

13. 其他 / OTHERS

13-1 如果在使用中有超出本規格書的要求，必須經由雙方協商確認。

In the event that an impropriety is found beyond this specification, it shall be fixed by mutual agreement between the parties.

13-2 如果本規格書有不適當的情況，必須通過雙方協商并由本公司修改。

In the event that an impropriety is found in this specification, WALTER ELECTRONIC CO., LTD. shall amend it by mutual agreement between the parties.

版次	製作	確認	審核
第一版	侯愛珍	吳讓彬	Andrew

JFHR8.E483392 - SPECIAL-PURPOSE FUSES CERTIFIED FOR CANADA - COMPONENT

Special-purpose Fuses Certified for Canada - Component

See General Information for Special-purpose Fuses Certified for Canada - Component

SUZHOU WALTER ELECTRONIC CO LTD

E483392

NO.99 Xinli Road

Fenhu Technic Development Zone

Wujiang, Jiangsu 215211 CHINA

Capacitor fuse, Model(s) WHCT, WHEET, WHET, WHFM, WHFMM, WLCT, WLET, WLMMT, WLMT

Fuses, for protection of semiconductor device, Model(s) HV110, HV110.PV followed by 0.1 thru 32, followed by AP or BP or CP or TH or blank

Fuses, for protection of semiconductor device, Model(s) WH60

Fuses, for protection of semiconductor device, Model(s) WL10, followed by 0.1 thru 50, followed by AP or BP or CP or TH or blank

Fuses, for protection of semiconductor device, Model(s) WL20 followed by 0.1 thru 50, followed by AP or BP or P1 or I or blank

Fuses, for protection of semiconductor device, Model(s) WL25 followed by 0.1 thru 32, followed by AP or BP or CP or P1 or blank

Fuses, for protection of semiconductor device, Model(s) WL30 followed by 0.1 thru 32, followed by AP or BP or P1 or I or blank

Fuses, for protection of semiconductor device, Model(s) WL35, followed by 0.1 thru 50, followed by AP or BP or CP or TH or blank

Fuses, for protection of semiconductor device, Model(s) WL40 followed by 0.1 thru 32, followed by AP or BP or CP or P1 or blank

Fuses, for protection of semiconductor device, Model(s) WL50 followed by 0.1 thru 32, followed by AP or BP or I or P1 or blank

Semiconductor Fuse, Model(s) WD22, followed by -100 thru -400, and may followed by M8, M10, CT or blank

Semiconductor Fuse, Model(s) WD25, followed by -100 thru -400, and may followed by M8, M10, CT or blank.

Semiconductor Fuse, Model(s) WD35, followed by -100 thru -400, and may followed by M8, M10, CT or blank

Semiconductor Fuse, Model(s) WD38, followed by -100 thru -400, and may followed by M8, M10, CT or blank; followed by -300 thru -630, followed by VT.

Semiconductor Fuse, Model(s) WD60, followed by -100 thru -400, followed by BT, CT, CTB, M8, M10 or blank; followed by -300 thru -700, followed by VT, followed by M8, M10 or blank

Semiconductor Fuse, Model(s) WD63, followed by -100 thru -400, followed by BT, CT, CTB, M8, M10 or blank; followed by -300 thru -700, followed by VT, followed by M8, M10 or blank.

Semiconductor Fuse, Model(s) WE30, followed by -50 thru -200, and may followed by M8, M10 or blank

Semiconductor Fuse, Model(s) WE35, followed by -50 thru -200, and may followed by M8, M10 or blank

Semiconductor Fuse, Model(s) WE38, followed by -50 thru -200, and may followed by M8, M10 or blank.

Semiconductor Fuse, Model(s) WE40, followed by -50 thru -200, and may followed by M8, M10 or blank

Semiconductor Fuse, Model(s) WE50, followed by -30 thru -400, followed by M8, M10 or blank

Semiconductor Fuse, Model(s) WE53, followed by -30 thru - 400, followed by M8, M10 or blank

Semiconductor Fuse, Model(s) WE55, followed by -30 thru - 400, followed by M8, M10 or blank

Semiconductor Fuse, Model(s) WH25, followed by -5 thru -80, and may followed by M6, M8 or blank

Semiconductor Fuse, Model(s) WH28, followed by -5 thru -80, and may followed by M6, M8 or blank.

Semiconductor Fuse, Model(s) WH30, followed by -5 thru - 100, followed by A, M6, M8, M8L or blank

Semiconductor Fuse, Model(s) WH33, followed by -5 thru - 100, followed by A, M6, M8, M8L or blank

Semiconductor Fuse, Model(s) WH40, followed by -5 thru - 100, followed by A, M6, M8, M8L or blank



Semiconductor Fuse, Model(s) WH42, followed by -5 thru - 100, followed by A, M6, M8, M8L or blank

Semiconductor Fuse, Model(s) WH62, followed by -5 thru -200, and may followed by A, M6, M8, M8L or blank

Special Purpose Fuse, Model(s) WM70, followed by ampere 0.1-63 and may followed by suffix P, BT or Blank

Special Purpose Fuses, Model(s) LFC, LFP

@ - followed by 0.1 thru 32, followed by AP or BP or CP or TH or blank.

Marking: Company name or trademark  , model designation and the Recognized Component Mark for Canada,  .

Last Updated on 2019-09-12

The appearance of a company's name or product in this database does not in itself assure that products so identified have been manufactured under UL's Follow-Up Service. Only those products bearing the UL Mark should be considered to be Certified and covered under UL's Follow-Up Service. Always look for the Mark on the product.

UL permits the reproduction of the material contained in the Online Certification Directory subject to the following conditions: 1. The Guide Information, Assemblies, Constructions, Designs, Systems, and/or Certifications (files) must be presented in their entirety and in a non-misleading manner, without any manipulation of the data (or drawings). 2. The statement "Reprinted from the Online Certifications Directory with permission from UL" must appear adjacent to the extracted material. In addition, the reprinted material must include a copyright notice in the following format: "© 2019 UL LLC"